

CS GRIDLINE™

Our stainless steel system is available in two variants:

Gridline™ is constructed from hard wearing grade 304 stainless steel and provides years of durable service while maintaining its sleek appearance. The wedge shaped scraper profile is highly effective at cleaning debris from shoes and wheeled traffic. Gridline™ is heel, wheelchair and walking aid friendly.

Gridline Plus™ features a larger version of the wedge scrapers used in the standard Gridline and interior grade carpet inserts. This option combines exceptional moisture and dirt removal/containment, with the elegance and durability of stainless steel.

GRIDLINE AND GRIDLINE PLUS



GRIDLINE
17MM DEPTH



GRIDLINE PLUS
17MM DEPTH

PRODUCT FEATURES

GRIDLINE

- Recess or surface mounted options
- Profile depths - 11mm or 17mm
- 250kgs/wheel rolling load capability
- Good moisture and dirt removal/containment
- Brush satin finish and acid cleaned as standard

GRIDLINE PLUS

- Recess or surface mounted options
- Profile depth - 17mm
- 250kgs/wheel rolling load capability
- Excellent moisture and dirt removal/containment
- Utilises interior grade carpet inserts (see p23 for colour options)
- Field changeable inserts without the use of specialist tools for low lifecycle costs
- CS Pedijet logo option for interior grade carpet applications (see p25)
- Brush satin finish and acid cleaned as standard

EXAMPLE SPECIFICATION

UNICLASS UK: PR_35_57_11_26
CAWS - ARCHITECTURE: N10_300
ENTRANCE MATTING

Manufacturer: Construction Specialties (UK)
Limited, 1010 Westcott Venture
Park, Westcott, Bucks HP18 0XB
Tel: +44 (0)1296 652800
Web: www.c-sgroup.co.uk

Product reference: CS Gridline 17mm deep stainless steel system, complete with 20mm aluminium frame for recess mounting

Finish: Stainless steel: brush satin, aluminium frames: mill finish

Matwell size: 3500mm wide x 3500mm in traffic direction

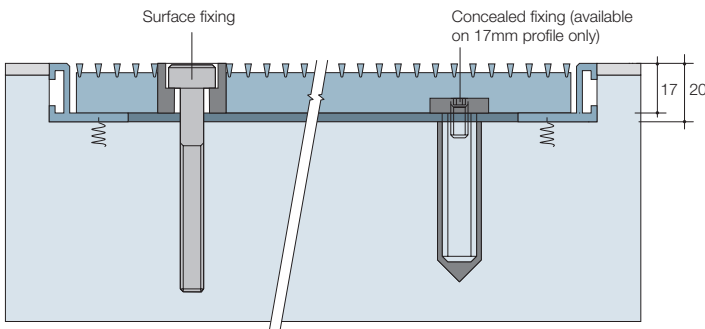
Mat size: To suit matwell



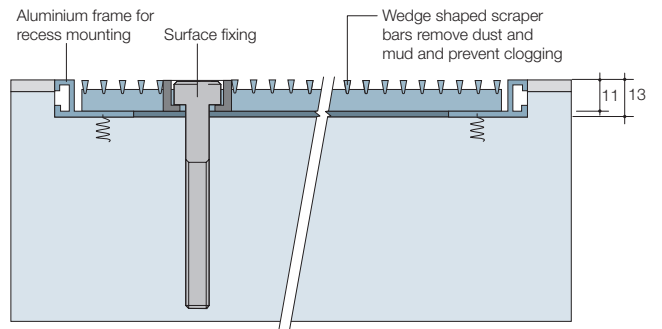
LIVERPOOL ONE INFORMATION CENTRE, LIVERPOOL

TYPICAL SECTIONAL DETAILS

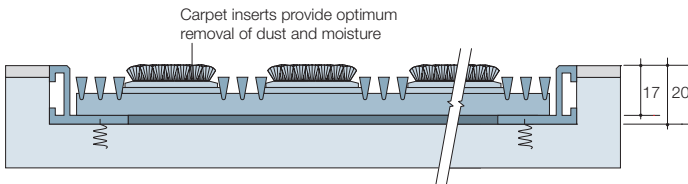
GRIDLINE - 17MM DEPTH



GRIDLINE - 11MM DEPTH



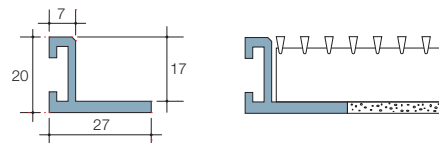
GRIDLINE PLUS - 17MM DEPTH



FRAME OPTIONS

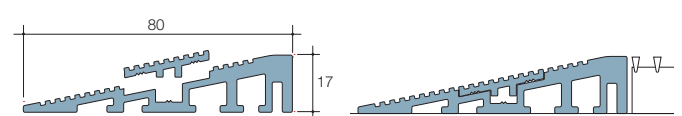
ALUMINIUM

20MM FRAME FOR RECESS MOUNTING



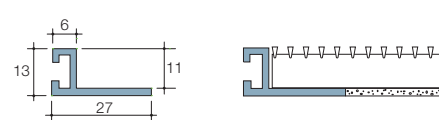
Materials: Aluminium in mill finish or black anodised

17MM RAMPED FRAME FOR SURFACE MOUNTING



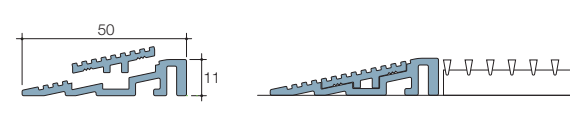
Materials: Aluminium in mill finish, black or clear anodised

13MM FRAME FOR RECESS MOUNTING



Materials: Aluminium in mill finish or black anodised

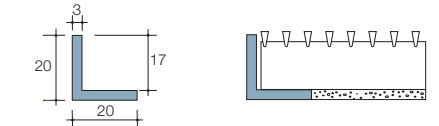
11MM RAMPED FRAME FOR SURFACE MOUNTING



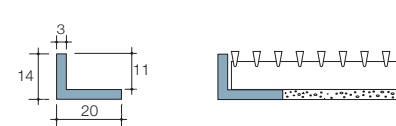
Materials: Aluminium in mill finish, black or clear anodised

STAINLESS STEEL

20MM S/STEEL FRAME FOR RECESS MOUNTING



14MM S/STEEL FRAME FOR RECESS MOUNTING



Note: Illustrations not to scale