CI/SfB (42) Rm1 (P2)
Soundsorba Ltd.
May 2011

FLOORSORBA TRIPLE™
Acoustic Flooring

HIGH PERFORMANCE ACOUSTIC FLOORING SYSTEM

FLOORSORBA TRIPLE™ acoustic flooring panels are primarily designed to reduce both airborne, as well as impact sound in multiple dwellings. Their minimal thickness is ideal when reducing the noise in new build as well as refurbishment projects. Installation is simple and easy as the panels are just laid on the existing floor. This ease of installation means that the project can be completed very quickly hence minimising the disruption caused to occupants.

The raw materials used are recyclable hence conserving the earths resources.

SOUNDSORBA™
ACOUSTIC PRODUCTS

FLOORSORBA TRIPLE™

Acoustic Flooring Panels

DESCRIPTION

Multiple dwellings suffer from noise transmission problems through floors. These disturb the occupants and significantly lower the quality of life for them and their families. Sometimes this leads to friction between the different occupants and residents moving out to quieter properties.
Multiple dwelling buildings which have good sound insulation generally have higher property values then those without.

APPLICATION

Multiple dwellings suffer from two distinct types of noise problems. One type is 'Airborne noise' which is generated by human voices, radio, television, music, etc. The second type is 'Impact noise' generated by people walking, running, dropping things on the floors, tapping feet, washing machines, etc. Generally these two types of noise require two different products to solve these problems. However FLOORSORBA TRIPLE acoustic flooring panels helps to reduce noise from both airborne and impact noise in one product.
FLOORSORBA TRIPLE acoustic flooring panels is used on existing timber floors simply by laying on top of the floor surface.
It's minimal thickness is 12mm nominal and reduces problems without raising doors, etc. It's triple composite construction incorporating 'barrier / resilient isolation / barrier' layers, caters for both airborne noise as well as impact noise transmission.
It's applications are timber floor, lightweight concrete floors, mezzanine floors, etc.

MANUFACTURE

FLOORSORBA TRIPLE acoustic flooring panels are manufactured from high density sound resistant polymer barrier sheets as the top and bottom surfaces with a visco-elastic isolation foam sandwiched in between. These materials are made from 100% recycled polymers and 100% recycled foam. They can be recycled again at the end of their lifetime use. This product is manufactured by Soundsorba in the UK.
FLOORSORBA TRIPLE acoustic flooring panels allows carpets to be fitted on top hence saving the cost of additional carpet underlay.

PANEL SIZE

1200 x 600 x 12mm nominal thickness (± 3mm)

WEIGHT

Nominal weight for FLOORSORBA TRIPLE acoustic flooring panels is 15kg/m² (approx.)

AIRBORNE NOISES

Music, Televisions, Voices, etc.

IMPACT NOISES

Footsteps, Items falling, DIY, etc.

MAINTENANCE

Once the panels are laid and the top floor covering fitted then there is no further maintenance required.

ACOUSTIC PERFORMANCE

When installing FLOORSORBA TRIPLE acoustic flooring, it is important that care is taken to deal with flanking sound transmission paths and sealing any sound leakages. One of the main causes of the low sound insulation performance is failure to deal with these issues. The test results opposite are typical of what can be achieved with FLOORSORBA TRIPLE acoustic flooring panels on a good condition ceiling/floor construction, but it does not form any guarantee as each building/floor construction differs.

FLOORSORBA TRIPLE™

Acoustic Flooring Panels

	Airborne Sound insulation Dnt, w+ Ctr dB	Impact Sound Insulation L'nt, w dB
Normal Timber Floor Construction 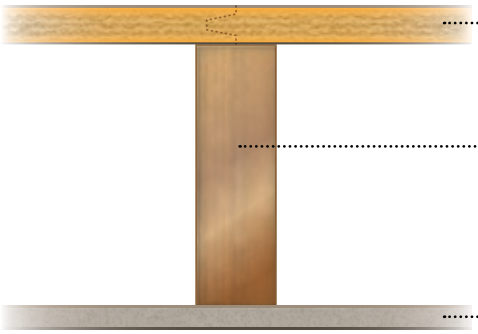 Floorboards Joists lath & plaster ceiling OR 2 layers 12mm plasterboard with sealed & staggered joints	**37**	**68**
With FLOORSORBA TRIPLE acoustic flooring panels 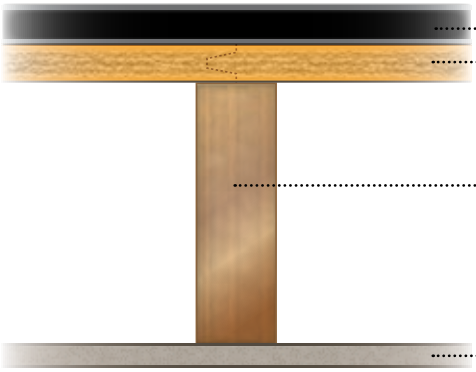 **FLOORSORBA TRIPLE panels** Floorboards Joists lath & plaster ceiling OR 2 layers 12mm plasterboard with sealed & staggered joints	**42**	**54**
With FLOORSORBA TRIPLE acoustic flooring panels & IsoSorba acoustic ceiling 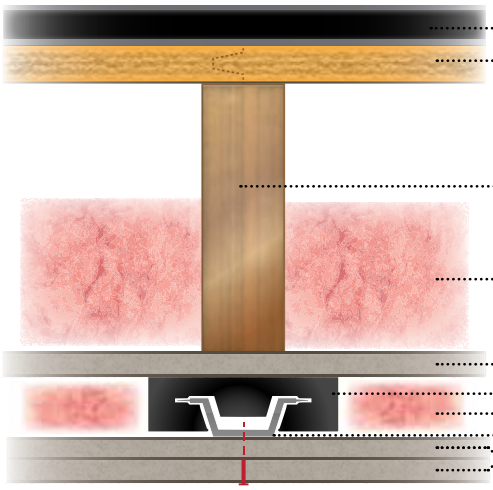 **FLOORSORBA TRIPLE panels** Floorboards Joists 100mm thick Soundsorba insulation quilt lath & plaster ceiling OR 2 layers 12mm plasterboard with sealed & staggered joints **IsoSorba clip** **IsoSorba acoustic quilt** **IsoSorba channel** 2 layers 12mm plasterboard with sealed & staggered joints	**47**	**50**

IsoSorba Clip™



For more detailed information on the Isosorba clip, please refer to our IsoSorba product brochure

FLOORSORBA TRIPLE™

Acoustic Flooring Panels

INSTALLATION

Survey the existing floor making sure that it is flat and level and ensure that the floorboards are firmly secure and fix any loose or damaged boards. Seal the joints if in doubt by laying BARRIERSORBA sheeting on top of the existing floorboards to ensure good sealing between the floorboard joints.

FLOORSORBA TRIPLE acoustic flooring panels are laid, or even better glue bonded to the floor.
The normal method is to fit the panels in a staggered brick bond pattern and ensure that the edge joints and perimeter joints are buttered together tightly. All joints should be sealed with BARRIERSORBA tape. The perimeter edges should be sealed with flexible sealant.
As the FLOORSORBA TRIPLE panels are approximately 12mm thick, it will be wise to fit 6mm thicks x 25-30mm wide timber batten (width to suit the carpet gripper being used) around the perimeter of the room. The carpet grippers can then be nailed to this timber batten.

FLOORSORBA TRIPLE acoustic flooring panels can be cut by using a sharp long bladed knife. First score the surface then run through with the knife several times to avoid ragged cutting. An electric circular saw can be used for a large number of cuts.

When laying vinyl flooring, wooden laminate flooring, carpet tiles or bonded carpet, install T&G plywood sheets bonded to the top of FLOORSORBA TRIPLE acoustic flooring panels. The T&G plywood sheet joints should not be near any acoustic panel joints. As T&G plywood is natural timber, they can expand or contract hence leave a small expansion gap around the perimeter and fill this with silicone type flexible sealant. The T&G plywood sheets spreads points of loading and avoids carpet and joint movement damage to the floor finish.



GUIDE SPECIFICATION

A. General

1. All FLOORSORBA TRIPLE acoustic flooring panels should be installed in accordance with the manufacturers recommendations.

2. All necessary hardware and accessories for a complete job installation are to be furnished by the contractor.

3. Installation of the panels and storage of the panels should not begin until all wet work such as plastering, concrete, etc is completely dry. The panels are designed for storage.

4. The contractor shall be responsible for the examination and acceptance of all surfaces and conditions prior to the installation of the flooring panels.

5. The panels should be acclimatised to the room where they are to be installed for 48 hours prior to the commencement of the installation.

B. Product

1. Install FLOORSORBA TRIPLE acoustic flooring panels according to the manufacturers guidelines to panel size 1200 x 600mm.

C. Supplier

1. FLOORSORBA TRIPLE acoustic flooring panels are manufactured and supplied by:
Soundsorba Ltd
27-29 Desborough Street, High Wycombe, Bucks HP11 2LZ UK
TEL: +44 (0) 1494 536888 FAX: +44 (0) 1494 536818
EMAIL: info@soundsorba.com www.soundsorba.com

Prices and Conditions of Sale

Our standard terms and conditions (copy available on request) apply to all orders. Since Soundsorba Limited exercise no control over the use of its products, no legal responsibility is accepted for any application of their products. We reserve the right to change specifications without notice as our policy is one of continuous improvement.

Copyright Soundsorba Limited 2011.